

## Gargle test for locations with laboratories

The University of Vienna started a pilot test for testing employees/students completing laboratory internships for COVID-19 in November. Depending on the availability of the expendable test materials on the global market, further testing is planned for the university locations with laboratories at the moment.

The COVID-19 tests for employees/students completing laboratory internships are available to employees/students completing mandatory laboratory internships of the University of Vienna and for who digital and hybrid approaches, such as working from home or online courses, are not feasible.

We ask for your understanding that tests can only be carried out at these locations because there are only limited resources for test kits. With these tests, we aim to enable continuous operation at locations with laboratories at which the presence of persons on site is indispensable.

### What is needed for the test?

- A prerequisite for the test is a person ID.
- You receive the person ID following registration and the submission of a declaration of consent on [covid19-test.univie.ac.at](https://covid19-test.univie.ac.at).
- There, you also find a [video tutorial](#) for the gargle test.

The participating employees/students completing laboratory internships have to register once online under [covid19-test.univie.ac.at](https://covid19-test.univie.ac.at) and **consent to the processing of their personal data**. After the registration, the participating employees/students completing laboratory internships receive a person ID and an associated code that has to be presented when delivering the test sample.

This complies with the GDPR. For questions regarding data protection within the framework of COVID-19 tests for employees/students completing laboratory internships, please contact: [dsba@univie.ac.at](mailto:dsba@univie.ac.at).


The first test kits are distributed to the participating employees/students completing laboratory internships in coordination with the faculty management. The test kits for further tests are distributed to the participating employees/students completing laboratory internships at the sample collection stations after they delivered a sample.

The samples are taken at home.

The best time to take the gargle samples is immediately after getting up in the morning **prior to brushing your teeth and before having breakfast**. The sample tubes have to be handed in to a sample collection station on the same morning after taking the sample, observing the hygiene rules and rules of conduct.

Information about the locations and the opening hours of the sample collection stations is provided by your faculty.

## Registration for the Covid-19 employee/student test and login to the portal (at least 2 days before testing)



Login Universität Wien

u:account-UserID  
muster80

u:account-Passwort  
\*\*\*\*\*

Anmelden

Passwort vergessen?

To register for the Covid-19 employee/student test the first time please log in to the user portal here: [covid19-test.univie.ac.at/](https://covid19-test.univie.ac.at/) Click on "Login", enter your u:account user and password and press „Genehmigen“ to finalize your registration.



Genehmigung notwendig für covid19\_app

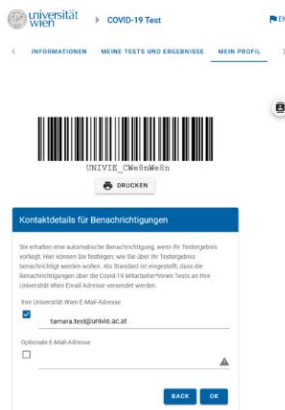
Zugriff erlaublich auf:

Diese Entscheidung merken:

Zugriff für covid19\_app genehmigen?

In order to participate in the Covid-19 employee/student test, you must agree to the declaration of consent once. It is recommended to select the option "Diese Entscheidung merken, bis ich sie widerrufe." You can revoke your decision at any time by visiting [auth.univie.ac.at/manage/user/approved](https://auth.univie.ac.at/manage/user/approved).

## User Interface



universität wien COVID-19 Test

INFORMATIONEN MEINE TESTS UND ERGEBNISSE MEIN PROFIL

UNIVIE\_Chef-fsk65615

Kontaktmetadaten für Benachrichtigungen

Per Universitäts-e-Mail-Adresse  
tamara.frenj@univie.ac.at

Optionale E-Mail-Adresse

BACK OK

### Informationen

In the Information section you will find general information about the Covid-19 employee/student test, the portal, links and further [information](#) on how to proceed in case of an infection.

### My tests and results

In [My Samples and Results](#) you can view your test results and a list of the samples you have submitted.

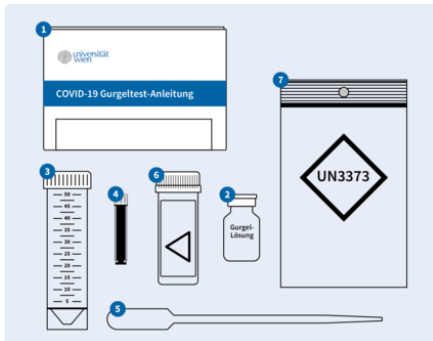
## My Profile

Your personal barcode (person ID) is stored in the [My Profile](#).

Please note: You have to show your person ID on your smartphone or as printout in order to hand in your sample. We kindly ask you to have your personal ID ready before the drop-off.

To choose how you wish to receive notifications about your test results, please go to [My Profile](#). The default setting is your University of Vienna e-mail address. You will receive automatic notifications after you submitted your sample and as soon as your test result is available.


## Components of the test kit



- Instructions for taking pharynx gargle samples (1)
- Gargle sampling solution container (2)
- 50 millilitre spitting tube (3)\*
- Sample tube with bar code (4)
- Pipette (5)\*
- Transport container with absorbent material and screw cap (6)\*
- Bag with UN 3373 label (7)\*

\* can be cleaned and re-used for as long as the test results are negative.

## Gargle test instructions

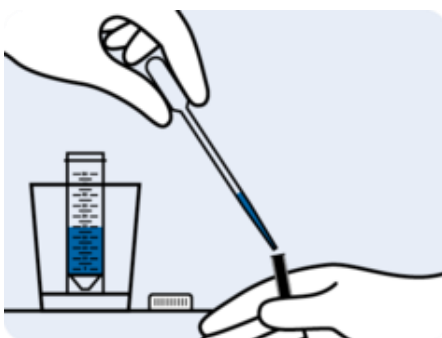


Carefully read the instructions for taking the gargle test (1) and watch the [video](#) showing how to take pharynx gargle samples.

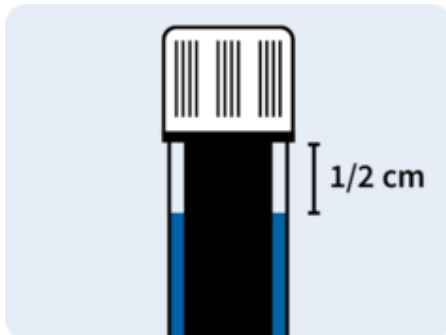


Gargle immediately after getting up in the morning before brushing your teeth and having breakfast.

- Watch the [video](#) about the gargle test.
- Put the sampling solution (2) into your mouth and gargle intensively for one minute.



- Spit the gargle sample into the spitting tube (3) and put the tube upright into a glass.
- Disinfect your hands.
- Open the sample tube (4) and use the pipette (5) to put the gargle sample into the sample tube.



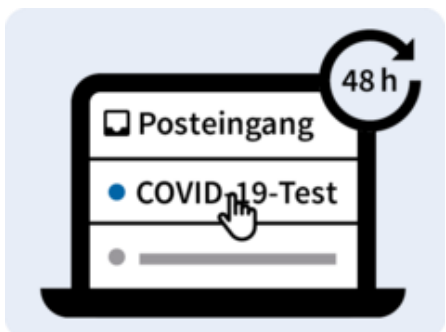
Attention: Fill the sample tube to up to 0.5 cm below the upper rim.

- Do not fill it completely.
- Close the sample tube.
- Disinfect your hands.



Put the sample tube into the transport container (6) .  
Put the transport container into the bag with the UN3373 label (7) .

- Disinfect your hands.



Hand in the sample to a sample collection station from 7:30am – 9:15am (please come early).

- Collect your person ID (digital or printed).
- You will receive your test result by e-mail within 48 hours.
- Before leaving the flat the next morning check your e-mail inbox.

**ATTENTION:** The **result** is only a screening, **no medical finding**. Therefore, the result cannot be used, e.g. for travelling abroad. Neither the superior nor the lecturer is automatically notified of this. Students have to notify the University if:

- they attended courses or exams at the University
  - 48 hours before they experienced the symptoms or the test
  - they are considered a category 1 contact of an infected person or were on site after having contact with this person
- by using the service desk of the University of Vienna (<https://studieren.univie.ac.at/en/studying-exams/studying-on-site/>)

#### Important links and hints:

- [To the registration and declaration of consent \(https://covid19-test.univie.ac.at/\)](https://covid19-test.univie.ac.at/)
- For questions regarding data protection within the framework of COVID-19 tests for locations with laboratories, please contact: [covid19-test@univie.ac.at](mailto:covid19-test@univie.ac.at).
- Requests for the Covid-19 gargle test for locations with laboratories and for the user-portal: <https://servicedesk.univie.ac.at/plugins/servlet/desk/portal/75>
- Video about the gargle test: <https://www.youtube.com/watch?v=enf3-t1a0lc&feature=youtu.be>.